



Model Number

MLV41-54-G/98/110

Retroreflective sensor with 3-pin, M8 x 1 connector

Features

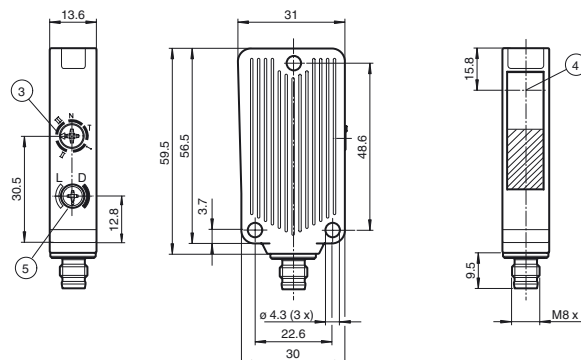
- Rugged series in corrosion-resistant metal housing
- Reliable recognition of reflective objects and clear glass
- Two machines in one: clear object detection or reflection operating mode with long range
- TEACH-IN switch for setting the contrast detection levels
- Automatic adjustment in case of soiling in contrast detection mode
- Resistant against noise: reliable operation under all conditions

Product information

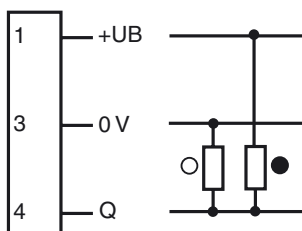
The unique and extremely popular design of the MLV41 series enables it be mounted correctly in confined areas and offers all the functions that are normally only found on larger phototelectric sensors. The MLV41 series comes with a range of functions. For example, highly visible status LEDs on the front and back, resistance to ambient light, crosstalk protection and universally applicable output stages that permit every possible switching logic and polarity to be realized. The enhanced resistance to ambient light ensures reliable operation even where modern energy-saving lamps with electronic ballasts are in use. The same applies where multiple devices are present, i.e. the use of a number of sensors in the same vicinity causes no problems.

Release date: 2019-03-26 09:21 Date of issue: 2019-03-26 244372_eng.xml

Dimensions



Electrical connection



○ = Light on
● = Dark on

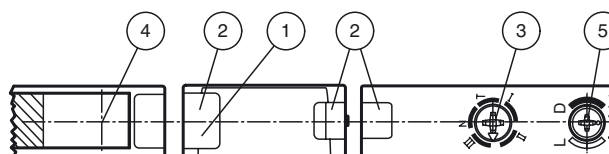
Pinout



Wire colors in accordance with EN 60947-5-2

- 1 | BN (brown)
- 3 | BU (blue)
- 4 | BK (black)

Indicators/operating means



1	Operating display	green
2	Functional display	yellow
3	Teach-In switch	
4	Optical center emitter and receiver	
5	Bright / dark switch	

Technical data**General specifications**

Effective detection range	0 ... 4 m in TEACH mode 0 ... 5.2 m at switch position "N"
Reflector distance	0 ... 4 m in TEACH mode 0 ... 5.2 m at switch position "N"
Threshold detection range	6.5 m
Reference target	H85-2 reflector
Light source	LED
Light type	modulated visible red light , 660 nm
Polarization filter	yes
Angle deviation	max. $\pm 1^\circ$
Diameter of the light spot	approx. 100 mm at detection range 4 m
Angle of divergence	1.5 °
Ambient light limit	40000 Lux

Functional safety related parameters

MTTF _d	900 a
Mission Time (T _M)	20 a
Diagnostic Coverage (DC)	0 %

Indicators/operating means

Operation indicator	LED green, statically lit Power on , Undervoltage indicator: Green LED, pulsing (approx. 0.8 Hz) , short-circuit : LED green flashing (approx. 4 Hz)
Function indicator	2 LEDs yellow for switching state, stability control, TEACH-IN and contrast detection mode
Control elements	rotary switch for light/dark, 5-step switch for contrast recognition adjustment
Contrast detection levels	10 % - clean, water filled PET bottles 18 % - clear glass bottles 40 % - colored glass or opaque materials adjustable due to Teach-In switch

Electrical specifications

Operating voltage	U _B	10 ... 30 V DC
Ripple		max. 10 %
No-load supply current	I ₀	max. 35 mA

Output

Signal output		1 push-pull (4 in 1) output, short-circuit protected, reverse polarity protected
Switching voltage		max. 30 V DC
Switching current		max. 100 mA
Voltage drop	U _d	≤ 2.5 V DC
Switching frequency	f	1000 Hz
Response time		0.5 ms

Ambient conditions

Ambient temperature	-40 ... 60 °C (-40 ... 140 °F)
Storage temperature	-40 ... 75 °C (-40 ... 167 °F)

Mechanical specifications

Housing width	31 mm
Housing height	56.5 mm
Housing depth	13.6 mm
Degree of protection	IP67
Connection	M8 x 1 connector, 3-pin
Material	
Housing	Aluminum , Delta-Seal coated
Optical face	glass pane
Connector	metal
Mass	50 g

Compliance with standards and directives

Directive conformity	
EMC Directive 2004/108/EC	EN 60947-5-2:2007
Standard conformity	
Product standard	EN 60947-5-2:2007 IEC 60947-5-2:2007

Approvals and certificates

UL approval	cULus Listed 57M3 (Only in association with UL Class 2 power supply; Type 1 enclosure)
CCC approval	CCC approval / marking not required for products rated ≤ 36 V

Accessories

OMH-41
Mounting bracket

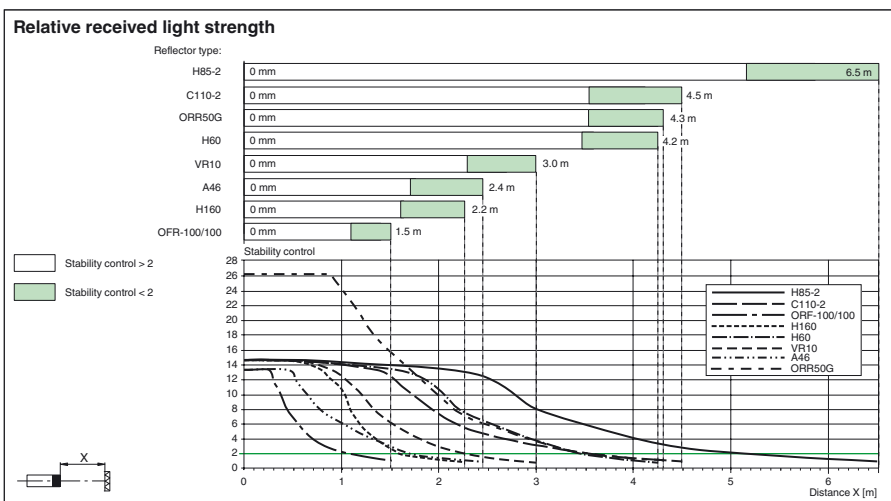
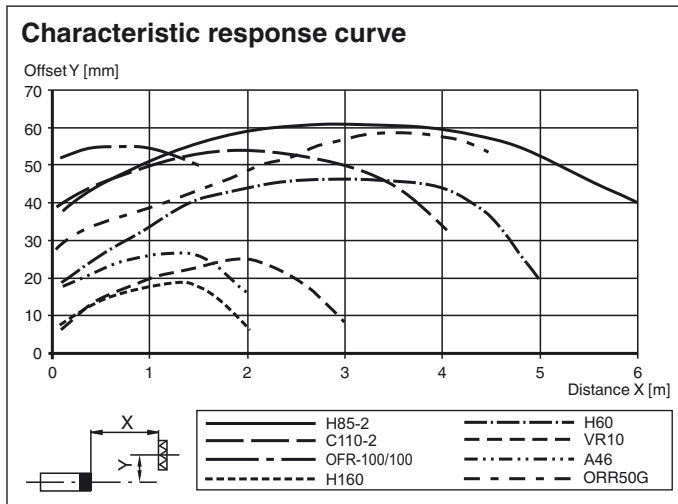
OMH-09
Mounting bracket for Sensors series MLV41 for M12 rod mounting

ORR50G
Reflector, rectangular 50.9 mm x 60.9 mm, mounting holes, fixing strap and polarization filter

V3-WM-2M-PUR
Cable socket, M8, 3-pin, PUR cable

Other suitable accessories can be found at

Curves/Diagrams



Additional information

Adjustment instructions for Teach-In operation:

Step	Switch position	LED green	LED yellow	Time/frequency	Explanations/comments
1	N	on	flashes	4/s	In switch position "N" directed towards reflector. Reflector detected without function reserve .
	N	on	on	-	In switch position "N" directed towards reflector. Reflector detected with function reserve (recommended).
2	T	off/on	on	200 ms	The selection of a new switch position is indicated by the green LED going out for a short time. This also applies to the selection of the other switch positions.
	T	flashes	flashes	2.5/s	<i>Slow</i> alternating flashing: Teach-In process has been performed correctly . Max. duration of the Teach-In process: 2 s



Release date: 2019-03-26 09:21 Date of issue: 2019-03-26 244372_eng.xml

	T	flashes	flashes	8/s	<p><i>Quick</i> alternating flashing: Teach-In process has not been performed correctly. (e.g. receiver signal not sufficient, sensor not directed correctly towards reflector).</p> <p>Status is terminated by turning switch to position N.</p>
3/1	I	on	on	-	Contrast detection 10 % is activated. (e.g. clean PET bottles filled with water)
3/2	II	on	on	-	Contrast detection 18 % is activated. (e.g. clear glass bottles)
3/3	III	on	on	-	Contrast detection 40 % is activated. (e.g. coloured glass or non-transparent materials)